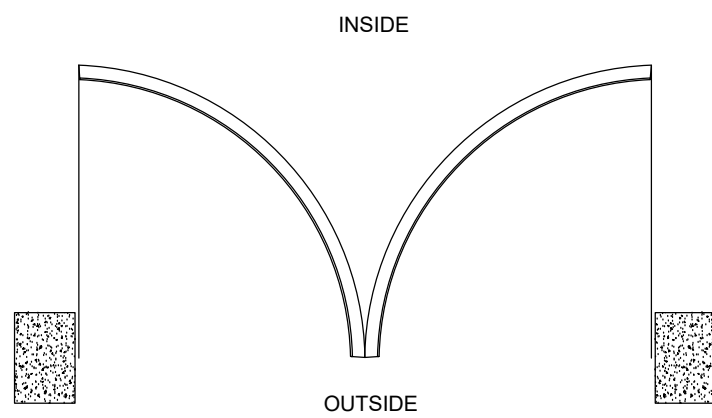
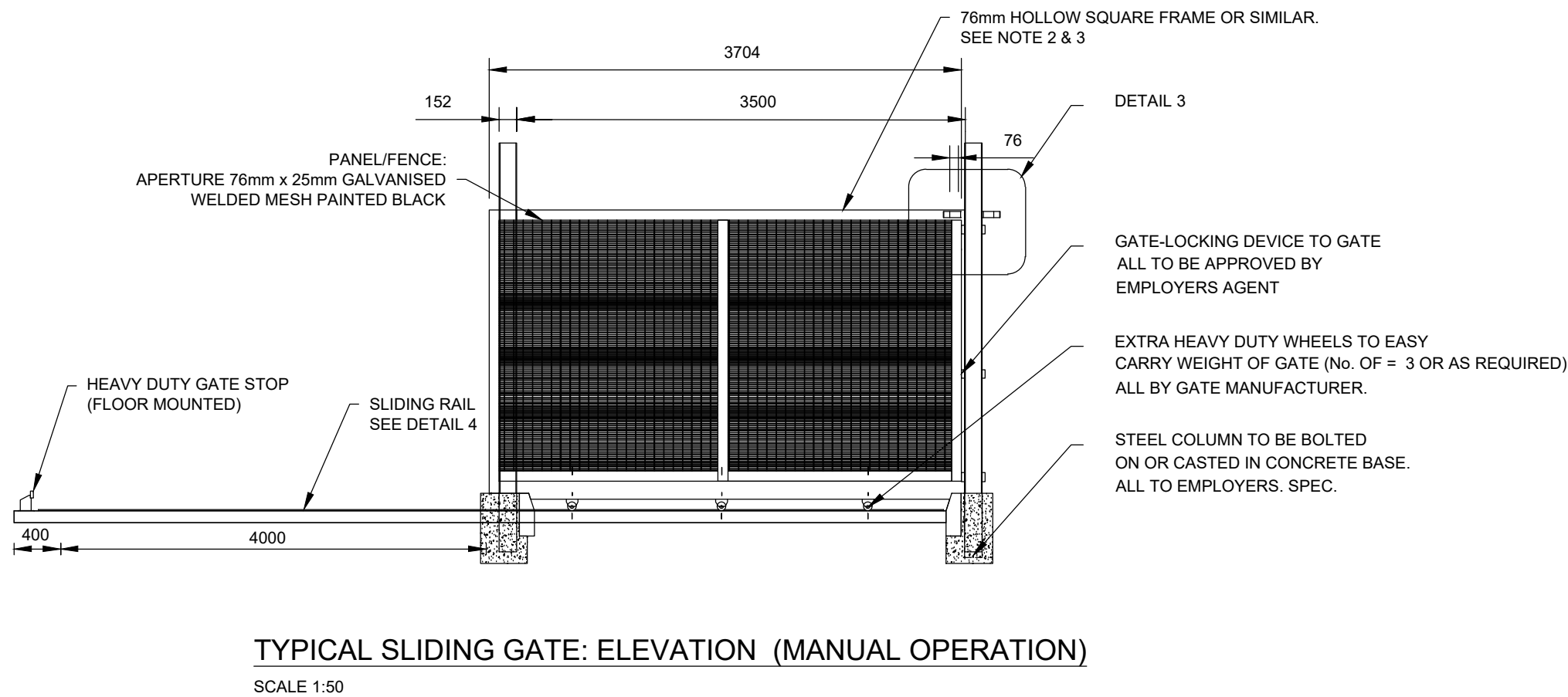
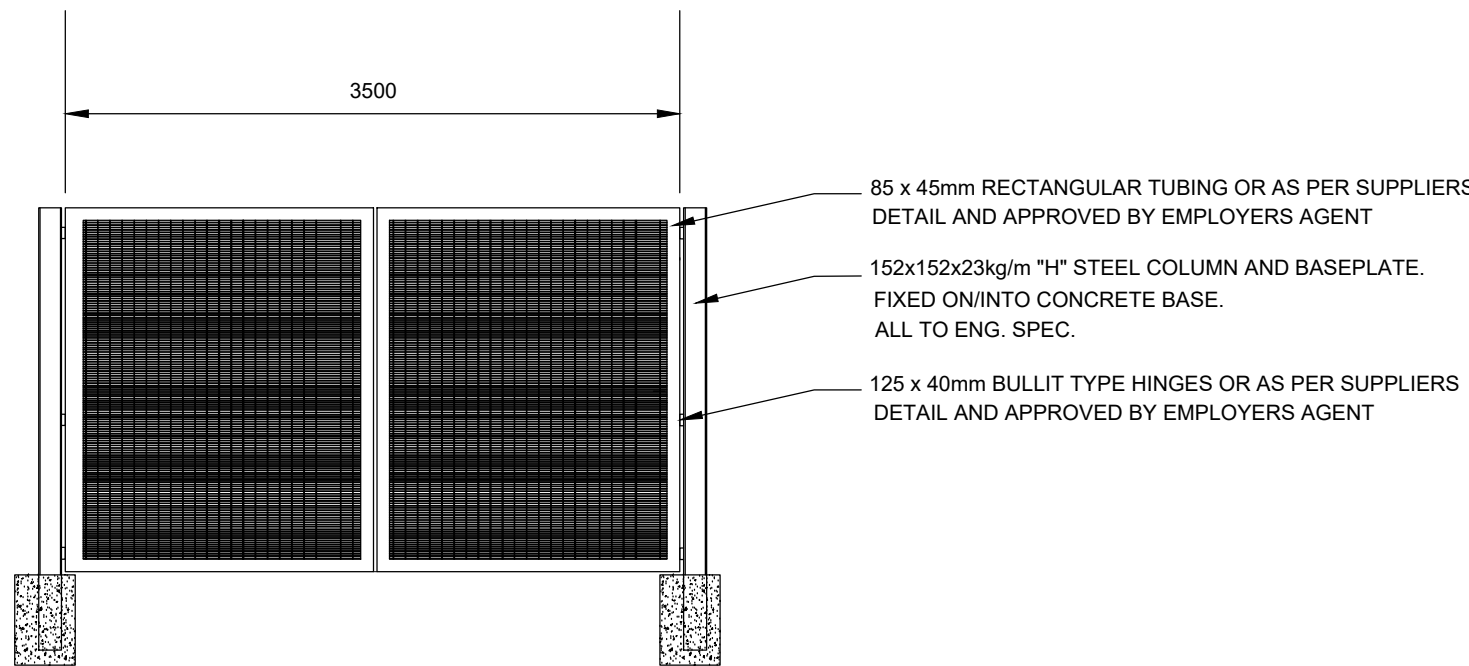
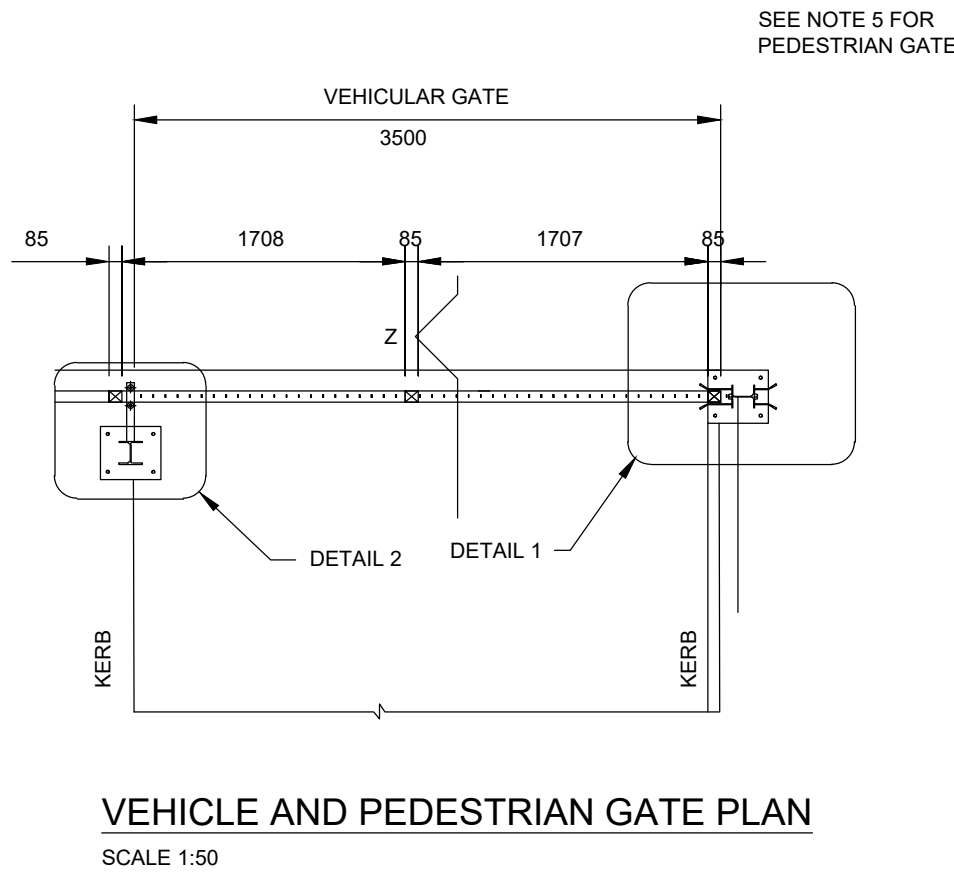
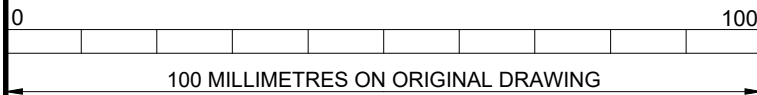


NOTE:
CONCRETE FOUNDATION TO BE
CONSTRUCTED ON ROAD LAYER
OR 150mm G5 QUALITY MATERIAL
COMPACTED TO 95% MOD
AASTHO DENSITY



- NOTES:**
- REFER TO CIVILS SITE LAYOUT 10909001-0112 FOR SECURITY GATE LOCATIONS & SETTING OUT
 - DRAWINGS TO BE READ WITH PARTICULAR SPECIFICATIONS (PWA) AND BILL OF QUANTITIES.
 - ALL STEEL ELEMENTS AND FIXTURES TO BE HOT-DIPPED GALVANISED AND PAINTED BLACK).
 - CONTRACTOR TO CONFIRM ALL DIMENSIONS ON SITE AND IS REQUIRED TO PROVIDE THE EMPLOYER'S AGENT WITH WORKSHOP DRAWINGS FOR APPROVAL PRIOR TO ORDERING & MANUFACTURING.
 - PEDESTRIAN GATE SHALL ONLY COMPRISE OF ONE PANEL WIDTH, WITH DISTANCE BETWEEN FENCE POSTS TO BE AT LEAST 1.2m

FOR TENDER



- (A) BEFORE CONTRACT COMMENCES
(A) AFTER CONTRACT HAS COMMENCED

Nr.	DATE	AMENDMENTS
(T1)	2025/02/03	ISSUED FOR TENDER

COPYRIGHT IS VESTED IN V3 CONSULTING ENGINEERS
IN TERMS OF THE COPYRIGHT ACT (ACT 98 OF 1978)



PROJECT
TSHIAMÉ WWTW REFURBISHMENT

DRAWING DESCRIPTION
TYPICAL SECURITY FENCE GATE SYSTEM DETAILS

DRAWING NO.
10909001-0591

(T1)

DESIGNED:	GM	CHECKED:	GM
DRAWN:	HP	SCALE:	AS SHOWN A1
APPROVED:		DATE:	2025-02-03
FILE PATH:	V3 Consulting Engineers\Bloemfontein - 03 Des Dev\04 Draw\01 Civils\02 DWG		

ISSUED FOR TENDER